



Accessing Email From Home

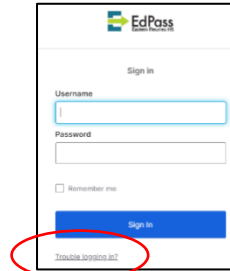
1. Go to **EFS Intranet**: <https://www.easternfleuriu.sa.edu.au/intranet>

2. Choose **EdPass**

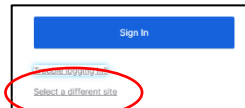


The Edpass logon window will appear

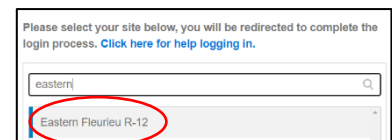
3. Click on **"Trouble logging in"**



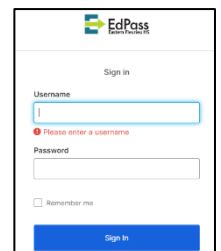
4. Click **"Select a different site"**



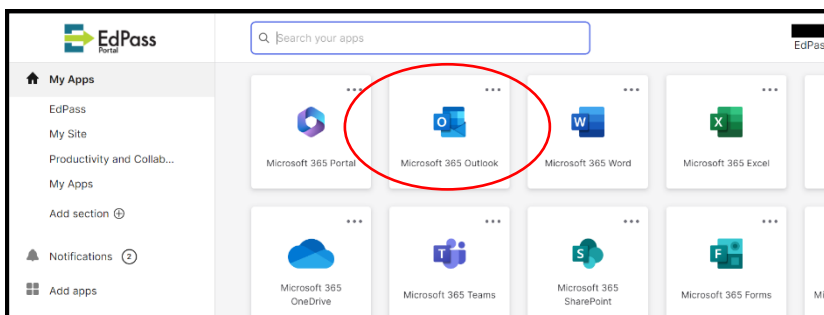
5. Search for Eastern and click on **Eastern Fleurieu R-12**



6. **The Edpass logon window will appear again. Enter your username and password.** This is what you have used to log onto your school owned laptop or for those using BYOD, what you have used to sign into the school wifi network. If prompted save your logon credentials.



7. **EdPass Portal:** Click on Microsoft Outlook





Accessing Email At School

1. Go to **EFS Intranet**: <https://www.easternfleurieu.sa.edu.au/intranet>

2. Choose **EdPass**

3. **The Edpass logon window will appear. Enter your username and password.** This is what you have used to log onto your school owned laptop or for those using BYOD, what you have used to sign into the school wifi network. If prompted save your logon credentials.

4. **EdPass Portal:** Click on Microsoft Outlook

A screenshot of the EdPass login form. It has a blue header with the EdPass logo. Below the header is a 'Sign in' button. Underneath is a 'Username' field with a red error message 'Please enter a username'. Below that is a 'Password' field. At the bottom is a 'Remember me' checkbox and a 'Sign in' button.